



Hatching *Maiasaura*


Dinosaurs, like other reptiles, laid eggs. After a period of *incubation* (keeping the eggs safe and warm), a baby dinosaur would hatch. Some dinosaurs like the *Maiasaura* looked after her eggs until they hatched—and even cared for the babies afterwards. Practice your mama *Maiasaura* moves by crafting your own hatching baby *Maiasaura* with a removable shell.

Materials:


Baby *Maiasaura* cut-out sheet
Brass fasteners (brads)
Crayons
Paper
Glue
Scissors


Directions:

1. **Color** in your baby *Maiasaura*, and **cut** it out.
2. **Color** in the egg template. Recent research suggests that some dinosaur eggs were colorful and speckled, just like some bird eggs, so be creative with your colors.
3. **Cut** out the egg and **cut** along the jagged middle line.
4. **Glue** down the baby *Maiasaura* on a piece of paper, then **glue** the *bottom* of your egg on top of the *Maiasaura*, leaving the dinosaur's head and arms visible.
5. **Attach** a brass fastener to the edge of the top half of the eggshell, and then through the paper so it connects with the bottom half of the egg (see example picture).



CALIFORNIA
ACADEMY OF
SCIENCES





CALIFORNIA
ACADEMY OF
SCIENCES

